

More Meat More Milk More Profit

YOUR KEY TO:

Long Term

BUFFALO FLY

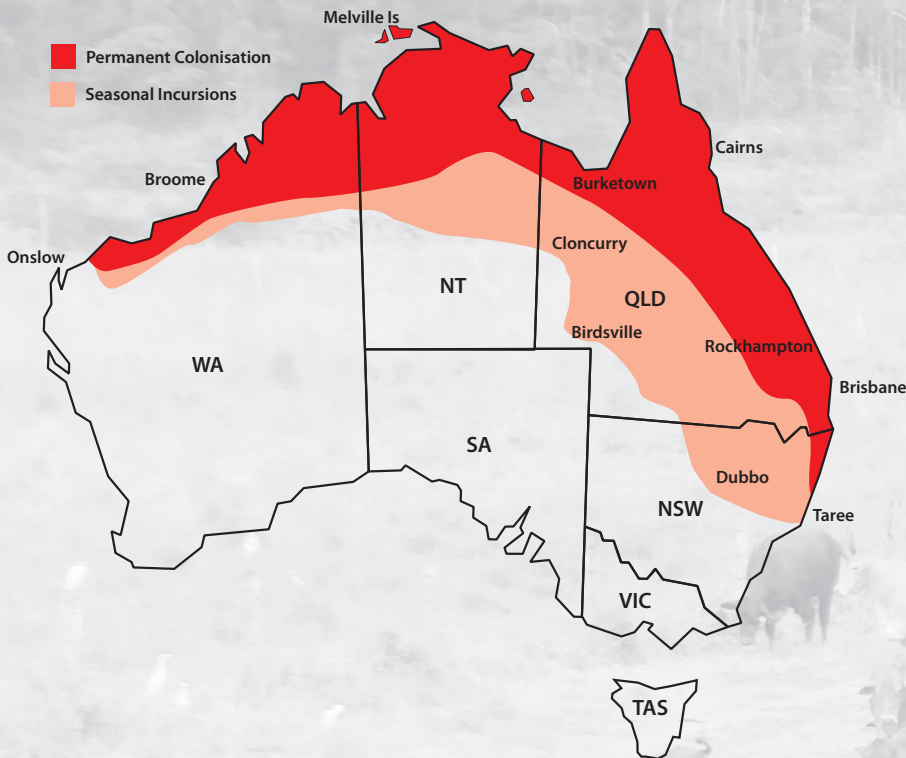
Control



**Y-Tex Insecticide
Cattle Ear Tags**

Y-TEX[®]
EXCELLENCE IN ANIMAL HEALTH™

Buffalo Fly Distribution



The Buffalo Fly (*Haematobia irritans Exigua*) is a small biting fly approximately 3 – 4 mm long and was accidentally introduced into Northern Australia in 1825 with a shipment of Buffalo from East Timor (via Melville Island).

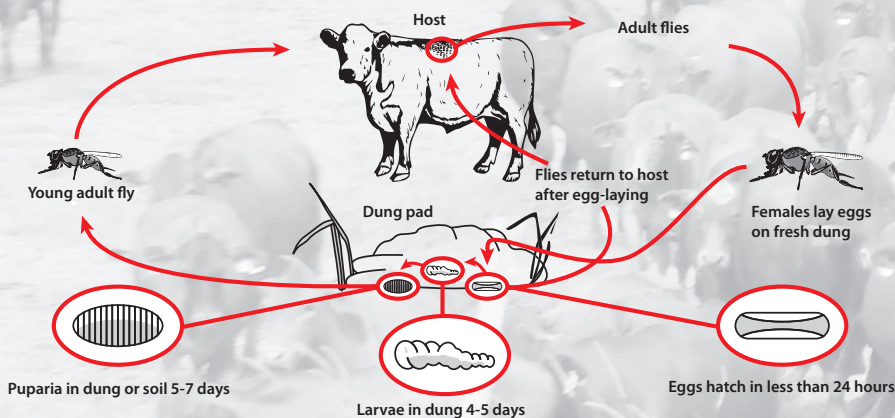
The Buffalo Fly slowly spread East then South and now infests areas down to Taree in NSW. Inland areas as far West as Birdsville in Qld and Dubbo in NSW can experience fly incursions under favourable seasonal conditions.

Buffalo Fly Life Cycle

Buffalo Fly live permanently on host cattle and adult flies take a blood meal 10 to 40 times per day.

Females lay their eggs in a fresh dung pat before returning to their host and will only survive a day or two away from cattle.

Adult flies can live for two to three weeks and continue to lay eggs until they die {up to 70 eggs per dung pat visit and up to 360 eggs over their lifetime}. In hot humid conditions their life cycle can be as short as 14 days, and when overwintering, as long as 40 days.



How do Insecticide Cattle Ear Tags Work?

Insecticide Cattle Ear Tags are a moulded PVC Tag impregnated with a slow release contact insecticide. The insecticide commences release from the tag when applied to the animal and small volumes are released daily over the three to four month efficacy claim period.

The active ingredient is then transferred over the animal via their hair follicles and the natural grooming and contact habits within the herd. Due to the small doses released daily, active ingredients are not absorbed into meat or milk. Recent studies have found; a hair clipping from the hind leg three days after tagging contained a dose of insecticide toxic to kill flies.



Insecticide Cattle Ear Tag Management

TAG APPLICATION

FIGURE 1

Seat male button firmly on pin, press down and give a slight twist.

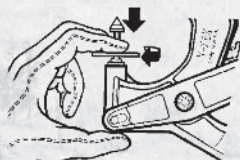


FIGURE 2

Place female tag under clip. Collar on tag must be pointing away from pin.

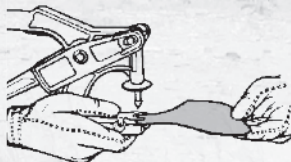


FIGURE 3

Position applicator over ear, with the female tag to the back of the ear, and squeeze handles together. The ideal position for male stud is between the second and third radial cartilage as shown.

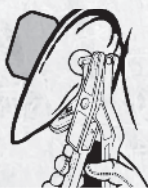


FIGURE 4

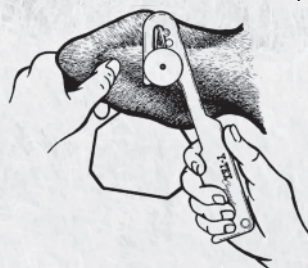
Squeeze handles of applicator together. When properly positioned, the tag should hang as shown.



- Tag every animal in the mob and always apply the recommended number of tags per animal.
- Always remove tags after the efficacy claim period and always apply tags to the back of the animal's ears.
- Where possible, synchronise tagging with your neighbours using the same tag and apply at the same time.
- Follow the Y-Tex 3 way Insecticide Cattle Ear Tag rotation program
- Store and destroy spent tags as per label directions.

TAG REMOVAL

For removal of Y-TEX Insecticide Cattle Ear Tags



- 1 Grasp ear firmly with hand.
- 2 Position knife blade loop between ear and button.
- 3 Pull knife firmly and quickly

Resistance is Futile!


Easy as 1,2,3

The Y-Tex range of Insecticide Cattle Ear Tags offer the only 3 way insecticide chemistry rotation program available today. Buffalo Fly resistance to a particular chemical group is caused by the fly being exposed to a sub lethal dose of insecticide and usually occurs; if the cattle have been under dosed, if the same chemical class of insecticide has been used repeatedly, or if the tags have not been removed after their efficacy claim period.

The short life cycle of the Buffalo Fly allows resistance to build quickly and transfers to succeeding generations. So we recommend the following tag rotation program:



1



First year:

Use the **Y•TEX** **AGRESSOR**™ tag
(macrocyclic lactone)

2



Second year:

Rotate to the
Y•TEX **WARRIOR**™ or the
Y•TEX **OPTIMIZER**® tag
(organophosphate)

3



Third year:

Rotate to the
Y•TEX **PYTHON**® **MAXIMA**™
or the **Y•TEX** **PYTHON**® tag
(synergized pyrethroid)

4

Repeat the cycle

Economic Impact

Recent cattle industry surveys have producers nominating Buffalo Fly as their major parasite issue. A recent MLA report indicated infestations are costing the Australian cattle industry up to \$98 million per annum.

Buffalo Fly numbers of 30 in dairy herds and 200 in beef cattle can cause production losses due to reduced weight gain, lowered milk production and permanent hide damage.

Buffalo Fly can also transmit *Stephanofilaria* spp., a small parasitic worm that causes sores around the eyes, neck and shoulders of cattle thus reducing hide value.

More than 500ml a day loss in milk production in dairy cattle can occur with moderate fly infestations.

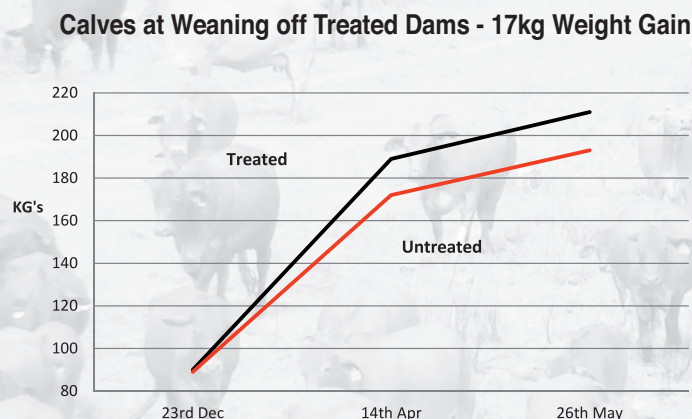
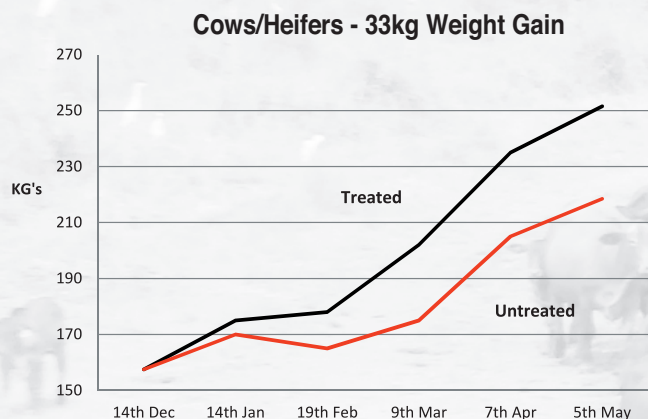
A Qld trial determined that 30% of cattle not treated for Buffalo Fly suffered from pink eye during one season compared to no development in treated cattle.

Cattle fight flies instead of grazing and suppressed activity by bulls can occur under heavy fly pressure.

Animal welfare is an important consideration as cattle suffer constant irritation, painful bites causing distress, graze less and are continuously rubbing to relieve irritation.

Weight Gain Trial Results

Queensland studies indicate that a 17kg liveweight gain on calves is achievable at weaning from treated dams. Two weight gain trials on breeder cows and heifers, treated with Insecticide Cattle Ear Tags, produced an increase in live weight gain of 33kg vrs untreated cattle over the five month trial period.



Identify Your Pest Select Your Product

Product	Buffalo Fly	Cattle Lice	Paralysis Tick	Nuisance Fly	Sand Fly / Biting Midge	Queensland Itch
Aggressor	✓	-	-	-	-	-
Warrior	✓	✓	-	-	-	-
Optimizer	✓	-	-	-	-	-
Python Maxima	✓	✓	-	✓	-	-
Python	✓	✓	✓	-	-	-
Brute Pour On for Beef Cattle	✓	✓	-	-	-	-
Brute Wipe On for Horses	✓	-	-	✓	✓	✓

ALWAYS REFER TO THE PRODUCT LABEL FOR CORRECT RATES AND RESTRAINTS

More Meat More Milk More Profit

The Y-Tex Insecticide Cattle Ear Tag Range



Agressor Insecticide Cattle Ear Tags / For Buffalo Fly control

Active constituent: 80 g/kg Abamectin, 180 g/kg Piperonyl Butoxide

Dose rate: 2 tags per animal (1 in each ear). **Pack size:** 20 tags / 100 tags / 1300 tags

Prevention: For up to 12 weeks control of Buffalo Fly on Beef and Dairy Cattle (including lactating Dairy Cattle)

*Including organophosphate-resistant and synthetic pyrethroid-resistant strains

Withholding periods: Meat: NIL Milk: NIL ESI: 42 days



Warrior Insecticide Cattle Ear Tags / For Buffalo Fly and Cattle Lice control

Active constituent: Diazinon 300 g/kg, Chlorpyrifos 100 g/kg

Dose rate: 1 tag per animal (tag one ear). **Pack size:** 20 tags / 100 tags / 500 tags / 1000 tags

Prevention: For up to 12 weeks control of Buffalo Fly and control of Cattle Lice on Beef and Dairy Cattle

Withholding periods: Meat: NIL Milk: NIL ESI: NIL



Optimizer Insecticide Cattle Ear Tags / For Buffalo Fly control

Active constituent: 200 g/kg Diazinon

Dose rate: 2 tags per animal (1 in each ear). **Pack size:** 20 tags / 100 tags / 500 tags

Prevention: For residual (up to 4 months) control of Buffalo Fly on Beef and Dairy Cattle

Withholding periods: Meat: NIL Milk: NIL ESI: NIL



Python Maxima Insecticide Cattle Ear Tags / For Fly and Cattle Biting Lice control

Active constituent: Piperonyl Butoxide 200 g/kg, Zeta-Cypermethrin 100 g/kg

Dose rate: 1 tag per animal (tag one ear). **Pack size:** 20 tags / 100 tags / 500 tags / 1000 tags

Prevention: For up to 3 months control of susceptible Buffalo Fly and Aid in control of Cattle Biting Lice and Nuisance Fly on Beef and Dairy Cattle

Withholding periods: Meat: NIL Milk: NIL ESI: NIL



Python Insecticide Cattle Ear Tags / For Buffalo Fly, Paralysis Tick and Cattle Biting Lice control

Active constituent: Piperonyl Butoxide 200 g/kg, Zeta-Cypermethrin 100 g/kg

Dose rate: Buffalo Fly and Paralysis Tick - 2 tags per animal (1 in each ear). Cattle Biting Lice - 1 tag per animal (tag one ear). **Pack size:** 20 tags / 100 tags / 500 tags

Prevention: For up to 4 months control of susceptible Buffalo Fly and aids in control of Cattle Biting Lice on Beef and Dairy Cattle and aids in control of Paralysis Tick on Suckling Beef and Dairy Calves for up to 42 days.

Withholding periods: Meat: NIL Milk: NIL ESI: NIL

Brute Pour On For Beef Cattle & Brute Wipe On For Horses



Brute Pour-On for Cattle / For Buffalo Fly and Cattle Lice control

Active constituent: Permethrin 87 g/L

Dose rate: 1 ml / 30 kg body weight up to 15 ml max. **Pack size:** 1 L / 5 L Gun Pack

Prevention: For control of Buffalo Fly and control of Cattle Lice on Beef Cattle

Withholding periods: Meat: Do not use less than 7 Days before slaughter for human consumption

Milk: Do not use on lactating or pregnant cows where milk or milk products may be used for human consumption. ESI: 14 Days



Brute Wipe On for Horses / For Biting, Nuisance Fly and Queensland Itch control

Active constituent: Permethrin 87 g/L

Dose rate: Biting Fly (Sandfly, Buffalo Fly) and Queensland Itch: 3 ml / 100 kg body weight. Reapply as needed but not more often than once every 7 days. Biting and Nuisance Flies (Stable Fly, House Fly, Buffalo Flies and Sandflies): 6 ml / 100kg body weight up to a max. of 30 ml per animal. **Pack size:** 500 ml

Prevention: For residual control of susceptible Buffalo Fly, Stable Fly and House Fly, and residual control of Sandflies, casual agents of Queensland itch.

www.y-tex.com.au

 @ytexaus

 @ytex_au