

**READ SAFETY DIRECTIONS  
BEFORE OPENING OR USING  
FOR ANIMAL TREATMENT ONLY**



# CLiK<sup>®</sup>

## SPRAY ON


### SHEEP BLOWFLY TREATMENT

Active Constituent: 50 g/L DICYCLANIL

#### **READ DIRECTIONS FOR USE BEFORE USING THIS PRODUCT**

NOVARTIS ANIMAL HEALTH  
AUSTRALASIA PTY LIMITED, ACN 076 745 198,  
54 Waterloo Road, North Ryde NSW 2113

® Registered trademark of Novartis AG,  
Basel, Switzerland



For the protection of sheep, either off-shears or with any length wool, against fly strike (*Lucilia cuprina*) for 18 to 24 weeks. For the protection of mulesing and marking wounds on sheep against fly strike (*Lucilia cuprina*) during the wound healing process.

**20 Litres**

 **NOVARTIS**  
ANIMAL HEALTH

606033 AUS 916800

# CLiK<sup>®</sup>

## SPRAY ON

### GENERAL INSTRUCTIONS

CLiK Spray-On provides season long protection to sheep against body, breech and poll strike and may be used either off-shears or on sheep with any length wool. CLiK Spray-On also protects mulesing and marking wounds on lambs against fly strike during the wound healing process. The dose volume is determined by the weight of sheep being treated. Apply CLiK Spray-On according to the diagrams and tables in the Directions for Use. **DO NOT DILUTE.** Apply directly from the container or an appropriate back pack using a spray-on applicator gun recommended by Novartis. CLiK Spray-On may be applied to all breeds of sheep to obtain protection against fly strike. CLiK Spray-On is applied as a low-volume treatment onto areas where protection is required. When applying CLiK, the nozzle of the applicator gun should be high enough above the fleece (approximately 15-25 cm), to achieve a 15 cm wide band at each pass for protection of body strike. For treatment of mulesing wounds, the band must be wide enough to cover the wound and 25 mm onto the surrounding wool. **DO NOT** apply during gusty or windy weather as spray drift may reduce the period of protection. It is good agricultural practice for mulesing/marking to be carried out at times of minimal fly activity. Reduced efficacy may occur in sheep affected with dermatophilosis. Significant soiling with dags, mud, dust or urine may reduce efficacy. Where significant dags are present, a light crutching is indicated prior to treatment. Protection period may be reduced if sheep scour heavily following application.

### DIRECTIONS FOR USE

#### Restraints

- DO NOT** use on sheep which are producing or may in the future produce milk or milk products for human consumption.
- DO NOT** dilute.
- DO NOT** mix with any other product.

#### FOR THE PREVENTION OF BODY STRIKE (Diagram 1)

SHEEP WEIGHT (kg)	TOTAL VOLUME/SHEEP (mL)	VOLUME PER TREATMENT BAND (mL)	NO. OF BANDS	NO. OF SHEEP TREATED PER 20 L
10-20	14	7	2	1428
21-30	16	8	2	1250
31-50	20	10	2	1000
>50	24	12	2	833

#### FOR THE PREVENTION OF BREECH STRIKE (Diagram 1)

SHEEP WEIGHT (kg)	TOTAL VOLUME/SHEEP (mL)	VOLUME PER TREATMENT BAND (mL)	NO. OF BANDS	NO. OF SHEEP TREATED PER 20 L
10-20	7	7	1	2857
21-30	8	8	1	2500
31-50	10	10	1	2000
>50	12	12	1	1666

#### FOR THE PREVENTION OF POLL STRIKE (Diagram 1)

Rams and sheep susceptible to poll strike should be treated. Apply 5 mL of CLiK Spray-On to the areas requiring protection, around the poll and horns.

#### FOR THE PREVENTION OF FLY STRIKE AFTER MULESING (Diagram 2)

Apply two bands, one over each side of the mulesing wound and overlapping 25 mm onto the surrounding wool.

SHEEP WEIGHT (kg)	TOTAL VOLUME/SHEEP (mL)	VOLUME PER TREATMENT BAND (mL)	NO. OF BANDS	NO. OF SHEEP TREATED PER 20 L
up to 30	8	4	2	2500
31-50	10	5	2	2000

#### FOR THE PREVENTION OF FLY STRIKE AFTER MARKING (Diagram 3)

- When a tail has been amputated, apply 4 mL over the crutch ensuring sufficient coverage of the open wound.
- When the tail has not been amputated, ensure sufficient coverage of the tail where the rubber ring has been applied.

In the case of ram lambs a further 4 mL can be sprayed over and around the scrotum area after the rubber ring has been applied.

LAMBS WEIGHT (< 30 kg)	TOTAL VOLUME/LAMB (mL)	VOLUME PER TREATMENT BAND (mL)	NO. OF BANDS	AVERAGE NO. OF LAMBS TREATED PER 20 L
Ram lambs	8	4	2	3333
Ewe lambs	4	4	1	

#### CRITICAL COMMENTS

- Use only a spray-on applicator gun recommended by Novartis.
- Ensure the applicator gun is clean.
- Calibrate applicator gun using an accurate volume measure.
- Ensure all areas to be protected are treated.
- When preventing body strike ensure bands overlap along the midline – see Diagram 1.

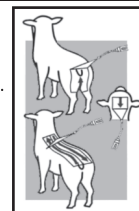


Diagram 1

- When protecting mulesing wound from fly strike, take special care to treat the wound and the surrounding 25 mm of wool – see Diagram 2.

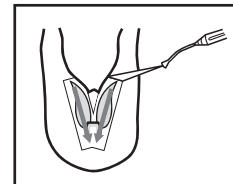


Diagram 2

- When protecting marking wounds from fly strike, take special care to treat the wound and surrounding wool – see Diagram 3.
- This product is not recommended for treating existing strikes. Use a product registered as a dressing for existing strikes.
- Heavy rain following the application of this product could diminish the period of protection.
- CLiK Spray-On contains a scourable colouring agent for easy band identification.
- Withholding periods must be observed following application of CLiK for any purpose including after mulesing and/or marking as finite residues will occur.

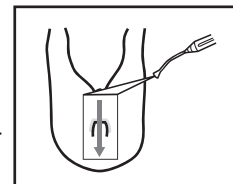


Diagram 3

### SAFETY DIRECTIONS

May irritate the eyes and skin. Avoid contact with eyes and skin. When opening the container and using the product wear elbow length rubber gloves. Wash hands after use.

### FIRST AID

If poisoning occurs, contact a doctor or Poisons Informations Centre (Phone 13 1126).

### MATERIAL SAFETY DATA SHEET

If additional hazard information is required, refer to the Material Safety Data Sheet. For a copy phone 1800 633 768.

### PROTECTION OF WILDLIFE, FISH, CRUSTACEA AND ENVIRONMENT

DO NOT contaminate dams, rivers or streams with the product or used containers.

### DISPOSAL

This container can be recycled if it is clean, dry, free of visible residues and has the drumMUSTER logo visible. Triple or pressure rinse container for disposal. Dispose of rinseate or any undiluted chemical according to State legislative requirements. Wash outside of the container and the cap. Store cleaned container in a sheltered place with cap removed. It will then be acceptable for recycling at any drumMUSTER collection or similar container management program site. The cap should not be replaced but may be taken separately.

### STORAGE

Keep out of reach of children. Store below 30°C (Room Temperature). Protect from frost. Store in original container tightly closed in a dry, cool place. DO NOT store in direct sunlight. DO NOT re-use the container.

### WARRANTY AND EXCLUSION OF LIABILITY

This product is warranted fit for the purposes specifically recommended by Novartis Animal Health Australasia Pty Limited when used strictly as directed on this label. All other warranties and obligations or liabilities, whether expressed or implied by statute or otherwise, are excluded to the full extent that exclusion is permitted by law.

APVMA Approval No: 50005/20L/0509

NOVARTIS CUSTOMER ASSISTANCE

1800 633 768 TOLL FREE from anywhere in Australia

8.30 am to 5.30 pm E.S.T. Monday to Friday

**NOT TO BE USED FOR ANY PURPOSE, OR IN ANY MANNER, CONTRARY TO THIS LABEL UNLESS AUTHORISED UNDER APPROPRIATE LEGISLATION.**

### WITHHOLDING PERIODS

**MEAT: DO NOT USE** less than 28 days before slaughter for human consumption.

**MILK: DO NOT USE** on sheep which are producing or may in the future produce milk or milk products for human consumption.

**WOOL: DO NOT USE** less than 3 months before shearing.

### TRADE ADVICE

**EXPORT SLAUGHTER INTERVAL (ESI): DO NOT** use less than 120 days before slaughter for export. The ESI on this label was correct at the time of label approval. Before using this product, confirm the current ESI from the manufacturer on 1800 633 768 or the APVMA website ([www.apvma.gov.au/residues/ESI.shtm](http://www.apvma.gov.au/residues/ESI.shtm)).

Batch No.	
Expiry Date	

606034 AUS 916800



**NOVARTIS**  
ANIMAL HEALTH



9 326895 000149